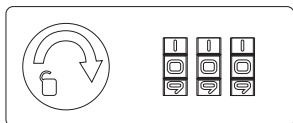




INSTRUCTIONS FOR COMBINATION KEY CABINET

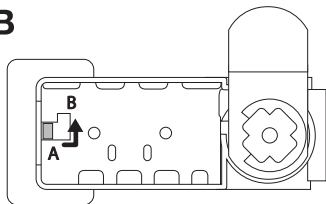
To override the factory set security code, proceed as follows :

A



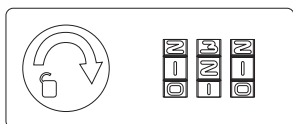
1. Ensure all three combination wheels are aligned and reading “0 0 0”.

B

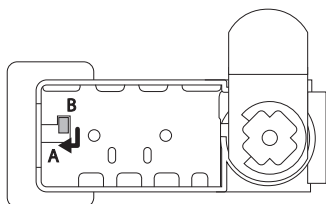


2. Move the small lever located behind the lock (position “A”) to the position “B”.

C



3. Turn the combination wheels to your personal code and move the small lever from position “B” to the position “A”.



4. Your personal security code is now set.

Remember to keep a note of the combination in a separate secure place. You can change the combination code as often as you like.