

Conexis® L1 Smart Door Lock 3 Step Compatibility Guide.

1.

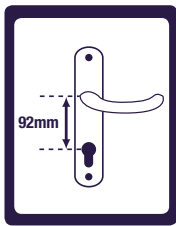
Centre Measurement

Measure the distance between the centre of the cylinder and the centre of the door handle/spindle. This must be **92mm**.

(We recommend you remove the internal handle for accurate measurements)

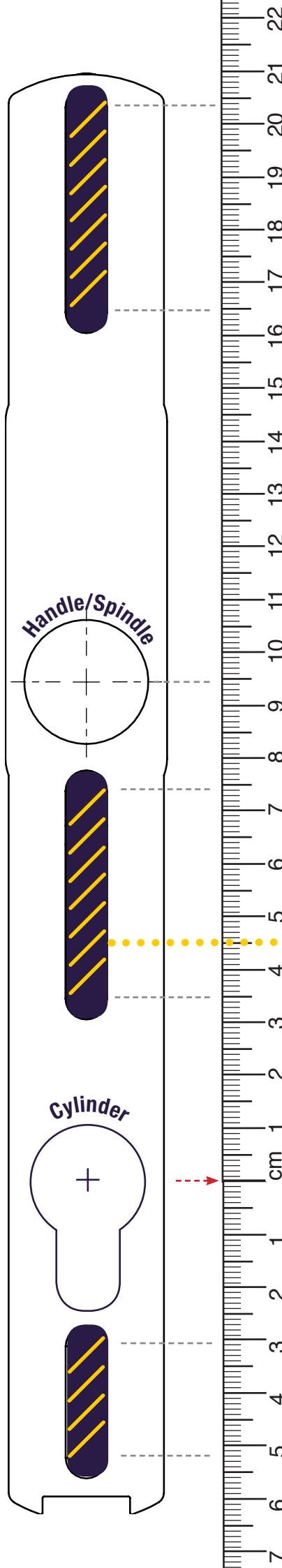


Critical Measurement



92mm
(Centres)

Don't worry if your door doesn't meet all of the above specifications. Please email Yale Consumer Support: **Info@Yale.co.uk**
(Entering - 'Conexis' in Subject Line)



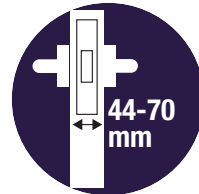
2.

Door Thickness

When measuring your door ensure the thickness is between **44-70mm**.



Critical Measurement



3.

Taking the centre of the cylinder as a start point - Ensure at least 2 out of 3 yellow striped zones align with existing screw holes on your door. The **Conexis® L1 Smart Door Lock** is adjustable within these areas.

The Conexis® L1 Smart Door Lock is **NOT** compatible with the '**Avantis**' brand of multipoint door locks.

'**Avantis**' multipoint door locks are distinguishable by having the locking bolt above the latch bolt.

Template is Scale 1:1