



# P118 Automatic Window Locks Fitting Instructions

## Tools Required



Posidrive  
Screwdriver



Pencil



Bradawl

If fixing screws into hardwood frames, use a suitable drill to make a pilot hole

## Fitting Instructions


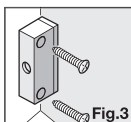
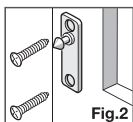
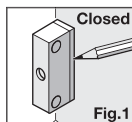
1. With the window closed, hold the lock in the desired location on the fixed window frame. Where the window frame has a sloping face, use the plastic wedge provided to ensure that the lock is level.
2. Mark the position of the top and sides of the lock on the opening window frame with a pencil. If preferred use a bradawl to mark the position for the screws. This indicates the position for the striking plate (Fig. 1).

3. Use the key to remove the striking plate from the lock and fix the striking plate onto the window frame as shown (Fig. 2).

**Note:** Ensure that the screws will not touch the glass.

4. Snap the lock onto the striking plate and screw the lock onto the fixed window frame ensuring that there is no gap between the lock and the striking plate (Fig. 3).
5. Fit plastic inserts to cover the lock fixing screws.
6. When the window is closed, the striking plate automatically engages, ensuring the window is locked. Use the key to unlock.

The fitting of your new Yale Window Lock is now complete and guaranteed for 2 years.



**The world's favourite lock since 1843**

School Street, Willenhall, West Midlands WV13 3PW

[www.yale.co.uk](http://www.yale.co.uk) Tel: +44 (0) 1902 364647 E-mail: [info@yale.co.uk](mailto:info@yale.co.uk)

Issue No: 01-2012

An ASSA ABLOY Group brand

**ASSA ABLOY**



## 2 Year Guarantee Statement

This product is guaranteed for consumers against faulty workmanship, materials and function for a period of 2 years from the date of purchase providing the full installation and maintenance instructions are followed. Please keep your proof of purchase safe, this must be submitted when making a claim under this guarantee.

Please note that it is a condition of this guarantee that your Yale product:

- Has been correctly installed and maintained in accordance with the Yale installation and maintenance instructions provided to you at the time of purchase.
- Has not been modified or damaged in any way.
- Has not been subjected to unauthorized repairs.

Yale are responsible under this guarantee for repairing the product or replacing the product as we deem necessary. If there is fault with the product, please contact Customer Services on 01902 364647, who will give you the name of an expert and confirm what you need to do to make a claim under this guarantee.

Please do not carry out any repairs without our authority or by using an unauthorised expert. Any repairs or other works carried out without our authorization or by using an unauthorized expert will not be covered under this guarantee.

This guarantee is non transferrable and applies to products purchased in the United Kingdom only. This guarantee does not apply to normal wear and tear. This does not affect your statutory rights. A full copy of this guarantee is available upon request by writing to Yale UK, School Street, Willenhall, West Midlands. WV13 3PW or by visiting our website [www.yale.co.uk](http://www.yale.co.uk).