



Yale®

3 Lever Deadlock

Recommended for use
on internal timber doors

- 13mm anti-saw deadbolt
- Suitable for both left and right handed doors

**STANDARD
SECURITY**

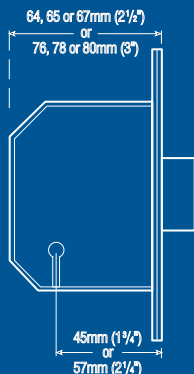


**64MM
LOCK
CASE**

**POLISHED
BRASS
FINISH**

FOR MORE INFORMATION SEE BACK OF PACK





Mortice locks are sized by the depth of the lock case and the rectangular hole – the “mortice” – into which the lock fits.

If you are replacing an existing mortice lock, you can find out what size you need without removing your old lock.

Simply measure from the edge of the door to the centre of the keyhole. If the measurement is 45mm (1 3/4”), you need a 64, 65 or 67mm (2 1/2”) mortice lock. If the measurement is 57mm (2 1/4”), you need a 76, 78 or 80 mm (3”) mortice lock.

FOR FULL FITTING INSTRUCTIONS SEE INSIDE PACK

Tools required:

- Drill brace
- Required Drill Bits:**
 - Ø10mm (3/8”)
 - Ø19mm (3/4”)
 - Ø22mm (7/8”)
- 19mm (3/4”) chisel
- Bradawl
- Mallet
- Pozidrive screwdriver
- Pencil
- Scissors

Other Yale products:


Door handles & knobs

Alarm Kits


Stand alone alarms

Safes

CCTV



Recommended Internal Door Security



1 Mortice Lock

Standard Security
PM322 3 Lever Deadlock

Standard Security
PM236 2 Lever Lock

2 Door Bolts

PM444

3 Hinge Bolts

P125 (for outward opening doors only)



MANUFACTURERS WARRANTY
GUARANTEED AGAINST FAULTY
MATERIALS AND WORKMANSHIP

PM-322-PB-64



5 010608 032254 >



The world's favorite lock

Yale

School Street, Willenhall,
West Midlands WV13 3PW
Tel: +44 (0) 1902 364606
Fax: +44 (0) 1902 364692
Email: info@yale.co.uk
www.yale.co.uk



PACKAGING